

产品介绍  
INTRODUCTION




CW4-\*A-S(002)



CW4L2-\*A-S(002)



CW4L3-\*A-S(002)



YS83Q2DA-\*A

- 直流电源滤波器 DC filters
- 多种极数可供选择 Multiple pole to choose from
- 欧式端子连接安全快捷 European style terminal block connected is safe and quick
- 多种安装方式可供选择 Multiple installation methods to choose from

产品特点  
FEATURE

- CW4-\*A-S(002) 螺丝固定单极滤波器 Unipolar filter by screw fixed
- CW4L2-\*A-S(002) 螺丝固定双极滤波器 Bipolar filter by screw fixed
- CW4L3-\*A-S(002) 螺丝固定三极滤波器 Three pole filter by screw fixed
- YS83Q2DN-\*A 底部导轨固定双极滤波器 Bipolar filter by bottom guide rail fixed

应用范围  
APPLICATION

- 电子电气设备 Electrical and Electronic Equipment
- 医疗设备 Medical Equipment
- 办公自动化设备 Office Automation Equipment
- 消费电子 Consumer Electronic Production
- 数据通讯设备 Data Communication
- 开关电源 Switching power supply
- 程控交换机 SP Exchange
- 监控设备 Surveillance equipment
- 各类直流电子设备 DC electronic equipment

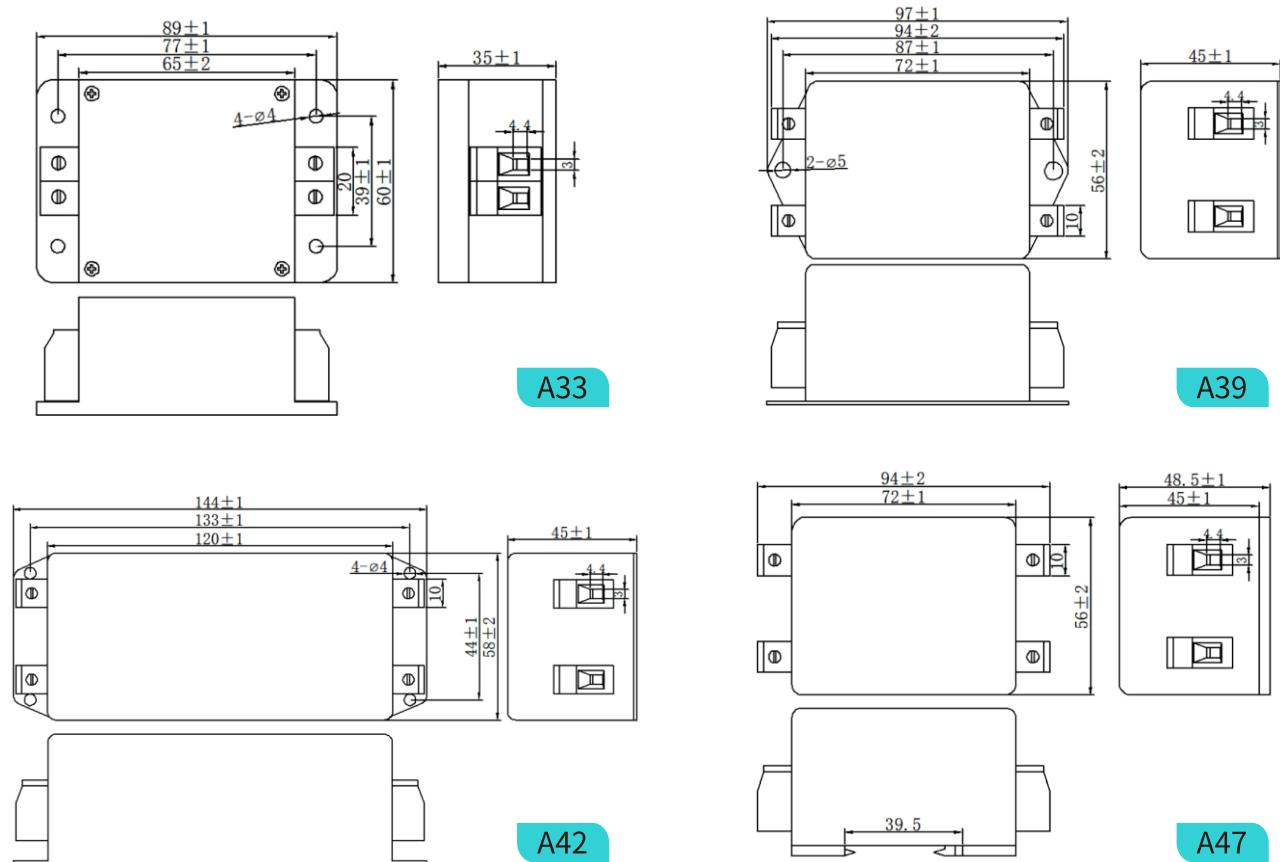
技术参数  
TECHNICAL DATA

- 额定电压/ Rated Voltage : 12/24/48V DC
- 气候类型/ Climatic Category : 25/85/21
- 额定电流/ Rated Current : 1-30A
- 测试电压/ Working Frequency : 50V DC (Line to Line)

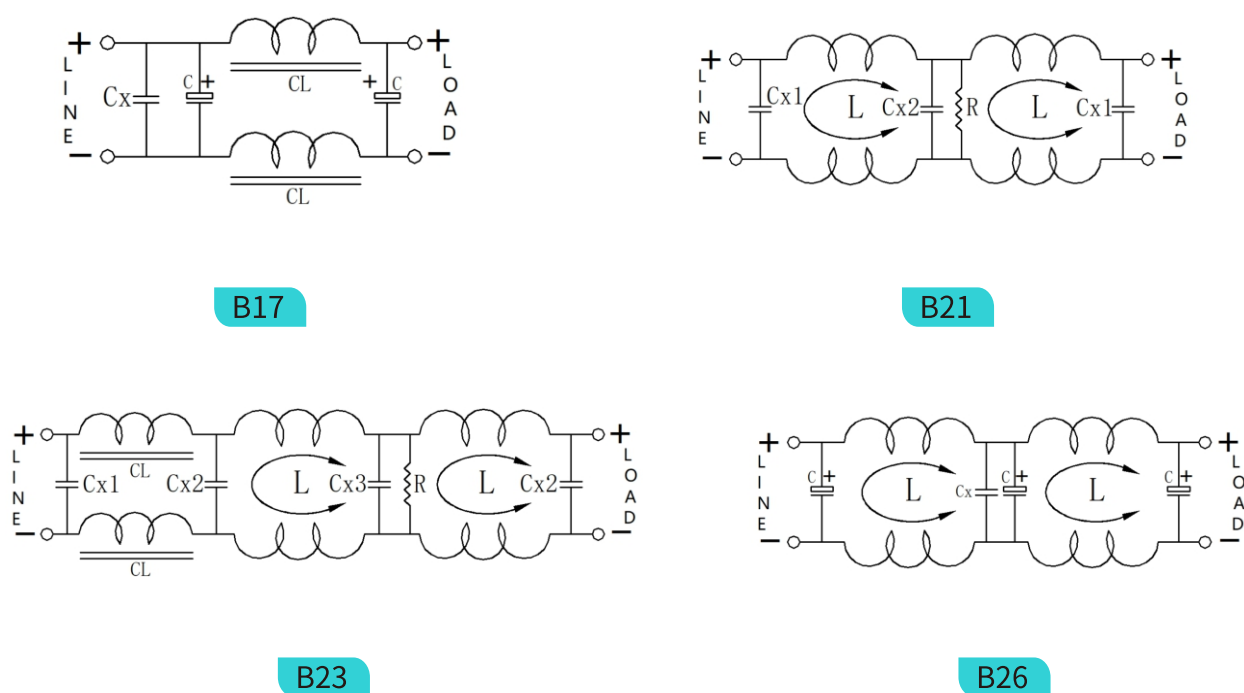
产品列表  
LIST

产品型号 Part No.	额定电流(A) Rate Current	电路图 Schematics	外形尺寸 Dimension	出线方式 Connection	安装方式 Installation	重量 (g) Weigh	安规认证 Certification
CW4-*A-S (002)	1/3/6/10/20/30	B17	A33		螺丝 Screw	203	CE RoHS
CW4L2-*A-S(002)	1/3/6/10/20/30	B21	A39		螺丝 Screw	363	CE RoHS
CW4L3-*A-S(002)	1/3/6/10/20/30	B23	A42		螺丝 Screw	563	CE RoHS
YS83Q2DN-*A	1/3/6/10/20/30	B26	A47		导轨 Rail	363	CE RoHS

外形尺寸(mm)  
DIMENSION



电路图  
SCHEMATICS



专业电源滤波器制造商

Professional power filters from manufacturer